




Needle Arts Guild of Toledo
Newsletter
Volume 21 Issue 4
July/August 2020



From The President's Desk

Hello fellow stitchers,

As the corona virus continues to take its toll, we will have to continue to make do with Zoom meetings instead of in person meetings. I encourage you all to enjoy your time at home with the pastime that we all love the most... making beautiful things with needle and thread. My hope is that in August things will be better and we can try to cautiously return to meeting in person. In the meantime, Diane Myers is working on setting up an online workshop for our education and enjoyment.

A dozen of us continue to work on our *A Frenzy of Fringes* group correspondence course. I think at least three members have already completed theirs, ahead of schedule, with all this extra stitching time on their hands. For those following the timeline established for the course, our second session Zoom meetings are scheduled for either July 11 or July 13, whichever fits into the participants' schedules best. I'll be talking through the last 11 fringes during those meetings, and we will aim to mail in our completed samplers to the instructor for critique at the end of August.

I encourage you to keep in touch with the online offerings available through the EGA national website. I am enrolled in a crazy quilt embroidery course myself and I'm looking forward to having that diversion for when I have some spare moments.

I must warn you that I have very few spare moments at the current time. My husband, Dale, had total knee replacement surgery a week ago, we got a new puppy, and I started a new job. So life has been very hectic for me. I'm doing my best to keep up with everything. I know you're all looking forward to touching base with each other for our July meeting. Once I set that up, I plan to send all of you an email with a link to the Zoom meeting for our regular meeting time on Wednesday, July 8 at 6:30 pm.

I want to thank our membership for keeping our Guild going in these trying times. Thank you especially to Marianne Mussett for scheduling and hosting numerous stitch-ins, and for considering thoroughly various options for our annual show. Thank you, Su Pellitieri, for keeping out newsletter steadily published. Thanks to all the members who show up online to share with each other. And thank you all for caring enough to social distance, wear your masks, and to love everyone, especially our fellow stitchers!

-- *Annette Meyer Tolles*



Program Schedule

Here is the tentative schedule for the exciting new programs that will be featured this year. **Meetings begin at 6:30 p.m.**

Date	Program - Program Leader	Refreshments
July 8	Zoom Meeting - Conversations on Stitching Progress and general chatting	Enjoy your snacks at home
Aug 12	Zoom Meeting - Conversations on Stitching Progress and general chatting	Enjoy your snacks at home

We will be rescheduling programs when we can finally get back to seeing our buddies. Stay well, stay healthy. Please remember to share ideas for programs you would like to see presented or that you would like to present. Volunteers always appreciated! Email me at nohiorn@aol.com with suggestions. *Maria Nowicki*


Calendar of Events

Here is a list of events besides our monthly meetings that you may find interesting. **Several events have been rescheduled due to the COVID-19 pandemic.** Further info may be obtained from the EGA (www.egausa.org) or GLR (www.ega-glr.org) TBD = To Be Determined

Dates	Event Information
04/11/21 to 04/15/21	GLR Regional Seminar - "Vision of Stitches", Appleton, WI. Original dates 04/22/20 to 04/26/20
04/30/21 to 05/02/21	MER Regional Seminar - "Through the Stitching Glass", Corning, NY. Original dates 05/15/20 to 05/17/20
TBD	EGA National Seminar - "Boston Stitch Party", Boston, MA. Original dates 09/04/20 to 09/08/20
TBD	EGA National Seminar - "The Magnificent Stitch", Chicago, IL Original date 09/01/21 to 09/05/21

This year's *Seasonal Smalls Basket* will have a **Summer** theme. The plan was to have everyone bring your small, stitched items (broche/pin, necklace, bookmark, picture, pin-cushion, etc. - it doesn't have to be an ornament!) to the September meeting so that they could be displayed at our Annual Show.

Again, that **was** the plan, but with COVID-19 cancelling our show and most of our meetings, just hang on to everything for next year!



Stitch-In

We have been having our Thursday Stitch-In and Last Saturday Stitch-In via Zoom at 11:30 a.m. We have averaged 9 - 15 people at the Thursday get togethers and as many as 13 people at the Last Saturday Stitch. While we are not all in the same room sitting beside each other, the camaraderie is still there!

We will be continuing these until it is safe for us to be together again in person. If you need assistance with the Zoom app, please let Marianne know. It has helped us all to be able to see friendly faces and beautiful smiles, as well as the resident pets of several members!

Just like we do with any of our Stitch-Ins, if you know someone you would like to invite to stitch with us, please do. She just needs to know who you may be inviting so she can admit them to our meeting. It is a security issue! Please contact Marianne Mussett (marianne.nagt@gmail.com) for more information.



Birthdays

July - Maria Nowicki, Caren Scarbrough, Nancy Wright, and Lee McLaird

August - Julia Stange, Anna Kerlin, Diane Myers, Hellen Zeller



Visit NAGT online at
<http://www.needle-arts-toledo.org>

For the Newsletter, visit
<http://www.needle-arts-toledo.org/private/news.htm>

Or Like Us on Facebook!
 Search for "Needle Arts Guild Of Toledo"

Announcements and Snippets

Program Notes

On-Going Projects: Members are always happy to help if you need advice. Please bring your pieces to the meetings (or share on Zoom) so we can share in your progress.

EGA Stitch-a-Long is a Facebook program that you can join if you use Facebook. There is a different project or technique featured each month. There is a link to the instructions in the Facebook group. The instructions can be found on the EGA website at <https://egausa.org/free-projects/>

Our challenge project is Initials! At our January meeting we discussed ways to embellish and highlight your initial, so the challenge is to have one initial or a 2 to 3 letter monogram stitched in some ways. You can find lots of samples on Pinterest. We will share our completed initials at a future meeting.

We will be rescheduling programs when we can finally get back to seeing our buddies. Stay well, stay healthy.

Asking for suggestions for **future programs**: Is there something new you would like to try, or something you'd like to re-visit? Perhaps a finishing technique you're interested in? Also looking for volunteers to present, so if you have a super-duper idea and the burning desire to present, let me know. All help appreciated in conducting programs. Call 419-824-9631 or email nohiorn@gmail.com. Thanks in advance. Also looking for a program assistant to help this year in preparation for taking over next year. *Submitted by Maria Nowicki.*


Stitching Retreat

We decided to cancel our stitching retreat at the *Artistry on Evans* in Tecumseh, MI. Further details will be shared as soon as they are known if this will be rescheduled sometime next year.

NAGT Class Project

Home of the Bees, designed by Jane Ellen Balzuweit, will still be taught after all! Instead of an in-person two day class this summer, it will be an online class taught in October or November. She is considering two or three classes, each a week apart. It is a great little project of counted thread stitches and learning to make a box. More details to follow as things develop.

The technique is Casalguidi Italian white work, along with needle woven flowers and leaves, and the Italian 3-sided stitch. It will be stitched on 28-count linen using size 12 pearl cotton, Wild Flowers by Caron, and specialty threads by Rainbow Gallery. The design area is 4 x 4 x 2 inches - very doable! Included in your kit will be the supplies to make the finished embroidery into a box. This is for all levels of stitchers as each stitch will be taught in class. All you need are the usual stitching supplies. The kit cost is \$70. This will be a great stitched piece from an experienced designer and teacher. Jane Ellen's kits are always generous and she is an attentive teacher. *Submitted by Diane Myers.*



Announcements and Snippets

Let's Chat

This is a new segment where we will focus on one member each issue. It's a good way to get to know our fellow members - favorite stitching styles and how they have been doing during the outbreak. I hope that we can continue to feature each member, even after the outbreak is over and we can meet in person once again.

Let's Chat with Marilyn Levinson.... Since I am retired and live alone I have been pretty lucky during the Pandemic lockdown that my routine hasn't been affected too badly. Having to order supplies online was a bit of a challenge when I've been used to just going to the bead shop to see what looks good. My soutache output has probably been a bit more than usual since during the early days I wasn't going out at all, but it was a bit fragmented. I was tending to try to see what I could make with beads-on-hand, so a lot of my projects just needed soutache cord. Normally I work a single project to completion, but for the past few months I found I was starting and setting aside pieces whenever I needed to wait for a missing bead or ran out of enough of a cord color, so some are just unassembled parts. Just before things closed down I started work on a piece with malachite beads, got into it, then had to wait for more beads, but that was the one piece I've totally finished. Others are almost done, just waiting for inspiration on the layout, and I've just started a piece with a turquoise color scheme, but I still need to settle on the cord colors and design for that. I have plenty of time.



Annual Needlework Show

We have decided to host a Virtual Exhibit this year using our Facebook page and Instagram. Our website will link to the Facebook post so visitors can view the photos. We will set up an album on Facebook where we can add as many photos as we want. We are currently planning on featuring one picture a day of someone's work. If you send us several examples we will highlight you and your works.

With Instagram we are limited to only a few photos, but that can act as a way to get our name out there.

There will be no fee to enter a photo for the exhibit. You may enter as many pieces (photos) as you would like. Since we are not judging these entries you may include ones that have been in previous shows.

We want to follow the same criteria as past years for entries. Please provide: Your name, the name of the Designer (if commercial), Category, and Classification for the piece. If the piece was from a class or seminar, please include that information as well. Please check the Show Information on our website for a list of Categories and Classifications.

Take a photo of your work and save it as a jpeg file. Attach your photo(s) to an email with your information for each piece. If you are asked to select the size photo you want to send, please select large or actual size. If you take the photo with your phone it should automatically be in the correct format. Photos that are not clear will not be used. We will ask you to try again.

Send your photos to show2020@needle-arts-toledo.org

This address will forward your message to both Marianne and Fawn.

Thank you for all your support as we make lemonade out of lemons! *Submitted by Marianne Mussett.*



The NAGT Newsletter is published six times per year (January, March, May, July, September, and November) by the Needle Arts Guild of Toledo (NAGT) chapter, The Embroiderers' Guild of America, Inc. The Editor welcomes comments, input, and story items. Please send them to the editor by the 25th of the month preceding publication.

Editor: Susan Pellitieri
 547 White Oak Dr
 Toledo, Ohio 43615
 E-mail: NeedleArtsToledo@aol.com
 Phone: 419-382-1329

EGA chapter newsletters may copy material contained in this publication except items which are noted and marked as copyrighted. Please credit this Chapter when due.

MEMBERSHIP in the Needle Arts Guild of Toledo is open to all embroiderers. New and renewing dues payments should be sent to: Marianne Mussett, 5126 Cranston Dr., Toledo, Ohio 43615

ANNUAL DUES - NAGT annual dues of **\$52** include:

Dues - Local chapter

- Bimonthly NAGT chapter newsletter
- Chapter meetings and programs
- Local chapter lending library
- Group correspondence course (additional fee required)

Dues - Great Lakes Region (GLR)

- GLR seminar (additional fee required)

Dues - The Embroiderers' Guild of America, Inc. (EGA)

- Subscription to quarterly magazine, *Needle Arts*
- Individual correspondence courses for a fee
- National seminars for a fee

Members can attend optional local Chapter workshops presented by teachers contracted by the Chapter and paid for by workshop participants.

MEETING CANCELLATION: Monthly meetings are cancelled due to bad weather if the Toledo Public schools are closed. Tune into AM 1370 News radio in Toledo for school closings.

GUESTS are welcome at all meetings and may attend two meetings before being asked to join.

NAME TAGS must be worn at all meetings or pay a 25¢ fine. The fines collected go to general funds to help cover expenses.

MEETINGS are on the 2nd Wednesday of the month at 6:30pm in the Epilepsy Center of NW Ohio, 1701 Holland Rd., Maumee, OH, 43537.

NAGT Officers and Board Members

President ☑
 Annette Tolles
 419-283-8746
 nettie@bex.net

Vice-President ☑
 Donna Cairns
 419-841-7403
 donnaleacairns@gmail.com

Secretary (2019-2020) ☑
 Donna Hoskins
 419-866-9342
 hoskido@yahoo.com

Treasurer (2020-2021) ☑
 Caren Scarbrough
 419-278-2162
 caren505@yahoo.com

Membership ☑
2020 Show Chairman
 Marianne Mussett
 419-534-2278
 mcmussett@hotmail.com

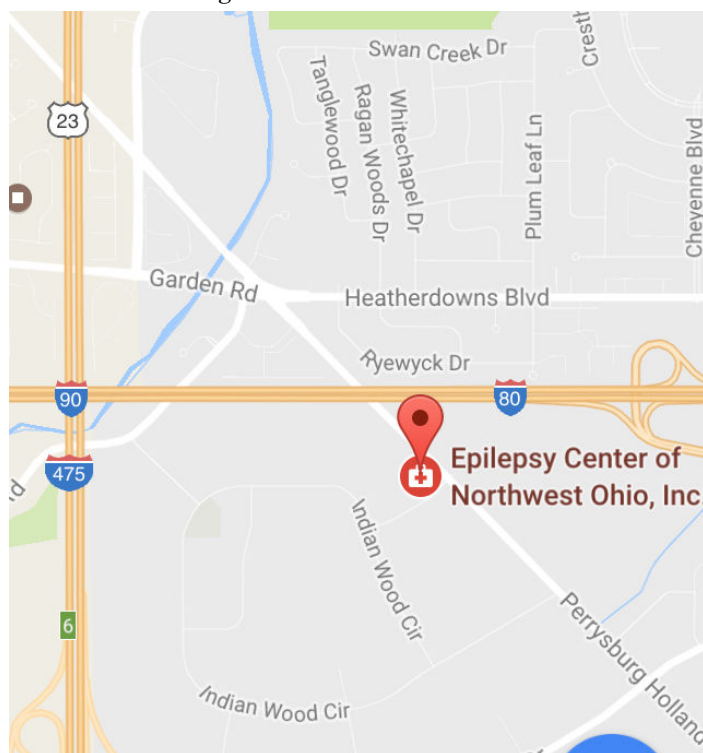
Newsletter ☑
Webmaster
 Susan Pellitieri
 419-382-1329
 NeedleArtsToledo@aol.com

Program Chairman ☑
GLR Representative
Heritage
 Maria Nowicki
 419-824-9631
 nohiorn@aol.com

Education ☑
 Diane Myers
 419-832-9571
 jrmyers@roadrunner.com

Outreach Chairman
 Carol Ann Woidke
 419-531-5820
 woidke1031@aol.com


☑ indicates Voting Members



Map courtesy of Google Maps.



Needle Arts Guild of Toledo
Newsletter
 Volume 21 Issue 4
 July/August 2020




The Embroiderers' Guild of America, Inc. is a nonprofit educational organization founded in 1959 to...

- Foster high standards of design, color, and workmanship in embroidery;
- Teach the embroidery arts; and
- Preserve our national needle arts heritage.

The Guild serves its approximately 20,500 members through a network of over 300 chapters which are grouped into thirteen geographical regions. Find them on the Web at <http://www.egausa.org>



THE EMBROIDERERS' GUILD
 OF AMERICA, INC.



CHANGE SERVICE REQUESTED

E-Mail: NeedleArtsToledo@aol.com

Susan Pellitteri, Editor
 547 White Oak Dr.
 Toledo, OH 43615

Needle Arts Guild
 of Toledo Newsletter

