




Needle Arts Guild of Toledo
Newsletter
 Volume 17 Issue 5
 September/October 2016



Program Schedule

Here is the tentative schedule for the exciting new programs that will be featured this year. **Meetings start at 6:30 p.m. at the Maumee Senior Center.** A map is located at the back of the newsletter. Please look for a sign up list for the refreshments and opportunity drawing baskets.

Date	Program	Refreshments	Opportunity
Sep. 14	<i>Stash Redistribution</i> ; Show Preparation; Stitch-In; <i>Get It Finished</i> entries	Julia Stange	Denise Waterfield
Oct. 12	Temari Balls presentation by Elizabeth Freeman	Sue Wiemer	Nancy Wright
Nov. 9	Painted Canvas: How to select your stitches, fibers and colors presented by Caren Scarbrough	Denise Waterfield	Maria Nowicki
Dec. 14	<i>Stash Redistribution</i> ; Ornament Exchange; <i>Get It Finished</i> ; Installation of Officers.	Cookie Exchange	Wreath

From The President's Desk

We have a busy month coming up beginning with the class to be taught by Ameer Sweet-McNamara on September 13th, our addition of "Swap Your Stash" to our already popular *Get It Finished*, both of which occur quarterly, and will be held at our monthly meeting September 14th, and of course our Annual Needlework Show closing out the month of September the 21st - 24th at Sanger Branch Library. Just thinking about all of these wonderful stitching opportunities as well as the weekly stitch-ins can keep us all going here and there.

This brings me to how doing a craft - needlework, knitting, coloring, painting, pottery, I could go on, but you get the idea - can help our brains as well as relax us. I tore an article on this subject from a *Martha Stewart Living* magazine dated sometime in 2012. Yes, I know as a librarian I should have paid attention to the month the item appeared in the magazine, but I was on a different mission - recycling old magazines which have been in our living room way too long. So here is one of my finds, and I also accomplished my goal for fewer magazines. Please don't ask about the new ones which are still coming in!

In October we will be presenting a slate of candidates for Vice-President/President-Elect and Secretary. I am ever hopeful that someone will have volunteered by the time you read this letter. If that is not the case, then I will be asking some of you to consider serving the guild in one of these capacities. The Secretary serves for two years; in fact you could say so does the Vice-President, since we expect that person to become our President. Please let me know if you will consider offering your skills and talents to our guild by serving in one of these offices, before I become a one person Nominations Committee.

Fall is just around the corner and I am already wondering where does the time go. Then I realize it goes quickly when I am having fun!

Waiting for that cooler weather and enjoying retirement...

Marianne Mussett

Editor's Note: The article mentioned above was written by Lisa Borgnes-Giramonti in November 2012 and is under copyright. The author's press room link had a virus, so I won't provide that web address. Ask Marianne to see her copy, or you may search for the author and the title of the article, "Your Brain on Crafts".

Calendar of Events

Here is a list of events besides our monthly meetings that you may find interesting. Further info may be obtained from the EGA (www.egausa.org) or GLR (www.ega-qlr.org)

Dates	Event Information
09/13/16	<i>NAGT - Fall Program Class.</i> Tuesday 9:30 a.m.- 4:30 p.m. at Farnsworth Metropark Roche de Bout shelter house in Waterville, OH.
09/23/16 — 09/24/16	<i>NAGT - 41st Annual Needlework Show</i> at the Sanger Branch of the Toledo Lucas County Library, Toledo, OH.
11/2/16 — 11/6/16	<i>EGA Seminar - "Star Spangled Seminar"</i> The 2016 Seminar will be held in Alexandria, VA.
05/06/17 — 05/10/17	<i>GLR Seminar - "Sweet Stitch Chicago"</i> Hosted by the Windy City Chapter. Location: Chicago, IL
08/16/17 — 08/20/17	<i>EGA Seminar - "Blue Ridge Rendezvous"</i> The 2017 Seminar will be held in Asheville, NC.

View details of the projects and events in the Calendar at www.ega-qlr.org or www.egausa.org
Follow links on these pages as needed to locate registration forms and visit chapter websites to view color photos.



Stitch-In

A Stitch-In is held every Thursday. The first Thursday of the month we meet at Timeless Stitches in Tecumseh starting around 11:30am, winter weather permitting. The fourth Thursday of the month we meet at Yarn Envy, 4570 Sterns Road. Other weeks, the locations change. Call or email Diane Myers for more information.

Visit NAGT online at
<http://www.needle-arts-toledo.org>

For the Newsletter, visit
<http://www.needle-arts-toledo.org/private/news.htm>

Or Like Us on Facebook!
Search for "Needle Arts Guild Of Toledo"

Announcements and Snippets

Program and Education Notes

On-Going Projects: Meadow Medley and The Puzzle. Please bring your pieces to the meetings so we can share in your progress.

September: Show Preparation: We will be recruiting volunteers to help with the show. Also if you have any questions regarding what category your piece (entry) should be classified as - please ask NOW. Stash Redistribution Event from 6:30-7:00 p.m. Rules - If you bring something that nobody wants, you take it home!! Donations to the Guild are welcomed for your participation. *Get-It Finished* entries. *Stitch-In:* Don't forget something to stitch on. Let's inspire each other!

October: The Temari Ball, presented by Elizabeth Freeman. Elizabeth will be discussing how to make your own ball and it's not Styrofoam! For those who do not know Elizabeth, she is Sue Wiemer's daughter.

WANTED:

Ideas and Suggestions for future programs!!
Please contact Sue Wiemer or Irene Leonard with ideas!!



41st Annual Needlework Show

Our very popular needlework show is fast approaching. Our judge, Jane Farber of Indianapolis, is looking forward to her day with us. Please enter the show either on-line or with a paper copy. Paper copies can be mailed to Su Pellitieri or brought to the September meeting. Caren will also have sign up sheets at the meeting. Many people "work" at the show each year and keep coming back for more because it is so much fun. Our "work" consists of looking at needlework, discussing needlework among ourselves, and sharing our pieces with interested members of the public. We also eat lunch. Come join us!! *Submitted by Caren Scarbrough.*

Announcements and Snippets

Hints and Tips

Following are some of the tips and helpful tools for wool appliqué which Pat Ricker shared at the Members Day at the 577 Foundation back in May.

Steam a Seam II is a lightweight adhesive for securing your cut out pieces to your ground fabric. Adhere the adhesive to the back of the wool just to secure. Cut out the appliqués. Be sure to reverse patterns before cutting. Apply to background.

Karen Kay Buckley scissors are perfect for cutting out your appliqués. They have curved points and serrated blades. (Saw them at Quilt Patch in Tecumseh for about \$23.)

Crewel needles #22 and #24 to apply cut outs to ground.

Valdani threads in #12 perle cotton are used to stitch appliqué pieces onto wool ground. They come in many beautiful colors and cost about \$5.50. You may also use Aurifil wool. DMC floss works well for small appliqués.

Lightbox Wafer 2 is very handy. It is lightweight, stays cool and is only 3/8 in. thick. If you're working on a light wool background, the ground fabric can be placed over the pattern on the lightbox and the applique pieces put in place. Saves tracing.

Saral Paper is used on dark wools. It leaves a chalk mark which comes off easily. It can be found in art stores.

Finally, use any embroidery stitches to secure your appliqués. Most use buttonhole stitch but others work well, too.

Thanks, Pat, for these recommendations for making your wool appliqué project a success! *Submitted by Diane Myers.*

Stash Redistribution

As you can see from other newsletter notices, we're trying something new. Sometimes members would bring in stuff that they had accumulated (or had been donated to them from a non-guild member) and place it on the tables for anyone who was interested. A general "feeding frenzy" would commence, often disrupting the general meeting or program. So we've decided to have a "Stash Day" quarterly, same meetings as *Get It Finished* before the general meeting. **Please do not bring stash for redistribution at other meetings.** The donations mentioned by Irene are just that - it is a donation to the guild, no money exchanging hands between members and no fundraising selling the stash of members. *Submitted by Su Pellitieri.*

Fall Program Class

The September class with Amee Sweet-McNamara is almost here. If you haven't read the June issue of *Needle Arts* magazine, find time to do so. Amee is featured in the Designers Across America series. There are lots of colorful pictures of her and her jewelry. She was inspired by the beading of Sherry Serafini. There is also a great article about Sherry in this issue.

The class will start at 9:30 AM on Tuesday, September 13 and end at 4:30. Class will be held at Farnsworth Metropark Roche de Bout shelter house. The address is 8505 S. River Rd., Waterville, OH 43566 for your GPS. From I-475, take Exit 4 West towards Napoleon and Waterville. You will pass the Fallen Timbers Shopping Mall. Take Exit 66, Anthony Wayne Trail/Waterville. Drive through Waterville proper, then look for a Dollar General store on your left. The sign for Farnsworth Metropark is just past that, then the driveway entrance to Roche de Bout. The building is at the end of the parking lot. There is handicap parking close to the building. It is very easy to see from the road, but if you pass it coming from Toledo, you missed the drive. Turn around and try again.

Per Amee, supplies are simple. You should come to class with a surface to work on (such as a bead-tray or bead-mat), a good pair of sharp scissors, and whatever task lighting and/or magnifiers you commonly use. Amee will supply everything else for the class. The project will not be finished that day. In order to finish it at home, you will need flush cutters, pliers, and round-nose pliers. These are used to make the little bit of bead-chain that connects the toggle at the back of the necklace. Amee will have these tools with her, so, if you don't have those tools, you should plan to do that little bit of work in class using her tools.

Amee will have her trunk show set up during class for us to shop. NAGT will receive 20% of all sales.

We have 17 members signed up for the class. I'm sure it will be a great day learning a new technique. *Submitted by Diane Myers*

Get It Finished!

Don't forget to bring in your projects to the September meeting!

Photo Gallery



Irene Leonard helped me set up the showcase at Sanger Library. Pieces were on display throughout the month of August. This display also helped to advertise our show. The library designed the sign above the showcase.
Submitted by Sue Wiemer.



This is one of Denise Waterfield's ribbon winning entries from the Pemberville Free Fair. This was my first time to this fair. They had an awesome quilt show! I look forward to going back next year!
Submitted by Diane Myers.



Denise Waterfield had many entries in the Wood County Fair as well. This is her quilt block which will be combined with other entries and made into a quilt for fund raising.
Submitted by Diane Myers.



Congratulations to Karlyn Thompson for winning Best of Show at the Wood County Fair. She had many other Blue Ribbon items on display.
Submitted by Diane Myers.

The NAGT Newsletter is published six times per year (January, March, May, July, September, and November) by the Needle Arts Guild of Toledo (NAGT) chapter, The Embroiderers' Guild of America, Inc. The Editor welcomes comments, input, and story items. Please send them to the editor by the 25th of the month preceding publication.

Editor: Susan Pellitieri; 703 Butterfield Dr; Toledo, Ohio 43615, Phone: 419-382-1329, E-mail: NeedleArtsToledo@aol.com

EGA chapter newsletters may copy material contained in this publication except items which are noted and marked as copyrighted. Please credit this Chapter when due.

MEMBERSHIP in the Needle Arts Guild of Toledo is open to all embroiderers. New and renewing dues payments should be sent to: Diane Myers, 22045 W. River Road, Grand Rapids, Ohio 43522

ANNUAL DUES - NAGT annual dues of \$52 include:

Dues - Local chapter

- Bimonthly NAGT chapter newsletter
- Chapter meetings and programs
- Local chapter lending library
- Group correspondence course (additional fee required)

Dues - Great Lakes Region (GLR)

- GLR seminar (additional fee required)

Dues - The Embroiderers' Guild of America, Inc. (EGA)

- Subscription to quarterly magazine, Needle Arts
- Individual correspondence courses for a fee
- National seminars for a fee

Members can attend optional local Chapter workshops presented by teachers contracted by the Chapter and paid for by workshop participants.

MEETING CANCELLATION: Monthly meetings are cancelled due to bad weather if the Toledo Public schools are closed. Tune into AM 1370 News radio in Toledo for school closings.

GUESTS are welcome at all meetings and may attend two meetings before being asked to join.

NAME TAGS must be worn at all meetings or pay a 25¢ fine. The fines collected go to general funds to help cover expenses.

MEETINGS are on the 2nd Wednesday of the month at 6:30pm in the Maumee Senior Center, 2430 Detroit Ave., Maumee OH 43537. The Google Map below labels Rte. 25/24 as S. Detroit Ave. south of the Ohio Turnpike, but it really is Anthony Wayne Trail.

NAGT Officers and Board Members

President
 Marianne Mussett
 419-534-2278
 mcmussett@hotmail.com

Vice-President
 Caren Scarbrough
 419-278-2162
 caren505@yahoo.com

Secretary (2015-2016)
 Gretchen Schultz
 419-893-1097
 schultzt6@aol.com

Treasurer (2016-2017)
 Christine Hampshire
 419-698-0241
 dhampshire@adelphia.net

Membership
GLR Representative
Welcoming Committee
 Diane Myers
 419-832-9571
 jrmyers@roadrunner.com

Outreach Chairman
 Kathy Falgout
 419-841-8957
 kcfalgout@gmail.com

Newsletter
 Susan Pellitieri
 419-382-1329
 spellitieri@aol.com
 NeedleArtsToledo@aol.com

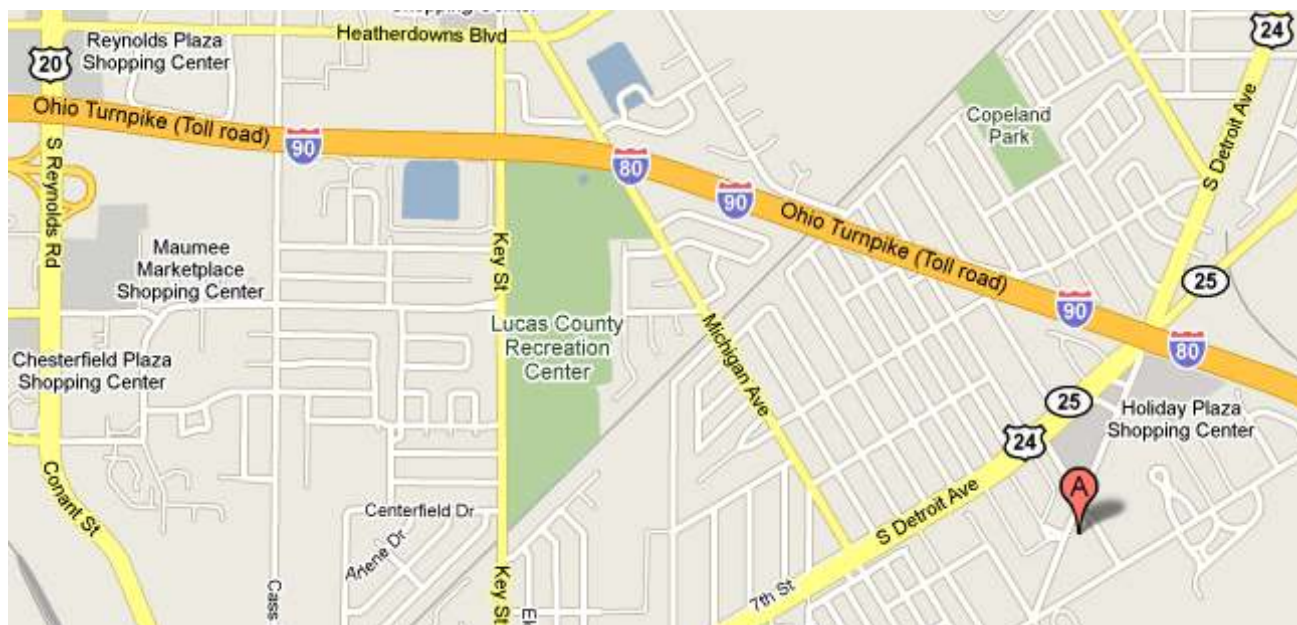
Program Chairman
Education
 Co-Chairs:
 Irene Leonard
 734-856-1873
 Irlnlrd@aol.com
 Sue Wiemer
 419-531-6325
 dlwiemer@sbcglobal.net

2016 Show Chairman
 Committee Leader
 Caren Scarbrough
 419-278-2162
 caren505@yahoo.com

Heritage Hospitality
 Maria Nowicki
 419-824-9631
 nohiorn@aol.com


indicates Voting Members

Map courtesy of Google Map.





Needle Arts Guild of Toledo
Newsletter
 Volume 17 Issue 5
 September/October 2016




The Embroiderers' Guild of America, Inc. is a nonprofit educational organization founded in 1959 to...

- Foster high standards of design, color, and workmanship in embroidery;
- Teach the embroidery arts; and
- Preserve our national needle arts heritage.

The Guild serves its approximately 20,500 members through a network of over 300 chapters which are grouped into thirteen geographical regions. Find them on the Web at <http://www.egausa.org>

THE EMBROIDERERS' GUILD
 OF AMERICA, INC.



CHANGE SERVICE REQUESTED

E-Mail: NeedleArtsToledo@aol.com

Susan Pellitteri, Editor
 703 Butterfield Dr
 Toledo, OH 43615

**Needle Arts Guild
 of Toledo Newsletter**

