




Needle Arts Guild of Toledo
Newsletter
 Volume 13 Issue 5
 September/October 2012



Program Schedule

Here is a tentative schedule for the exciting new programs that will be featured this year. **Meetings will start at 6:30 p.m. at the Maumee Senior Center.** A map is located at the back of the newsletter. Please look for a sign up list for the refreshments and opportunity drawing baskets.

Date	Program	Refreshments	Opportunity Drawing
Sep. 12	Blocking your needlework with Irene Leonard and Sue Weimer; <i>Get It Finished</i> entries	Sue Wiemer	To Be Determined
Oct. 10	"Old" Hedebo with Cathy Studer	Marianne Mussett	Sue Wiemer
Nov. 14	Shadow work with Nancy Wright	Maria Nowicki	Annette Meyer
Dec. 12	Christmas Party; Ornament and Cookie Exchanges; New Officer Installation; <i>Get It Finished</i> entries	Cookie Exchange	To Be Determined

From The President's Desk

WOW! It's that time of year again. Our 37th Annual Needle Work Show is happening in just 3 weeks. We will see exceptional needle art of all kinds stitched not only by our Guild members, but people from around the country. Working together our Guild members put on quite a show! Thanks to Ann Simmons for arranging the display cases at Sanger Branch for August. I was in the library last week and found the display to be very pleasing to the eye. Su and Tom Pellitieri, Caren Scarbrough, Diane Myers, and yours truly gathered on a warm July Saturday morning at Su and Tom's house to paint the display stands. After a lot of sweating (it was very humid that day), some pizza to nourish us, and lots of water, our task was accomplished by 1:00 pm. We had a good time with each other and proved the old adage, many hands make for light work. Also, the stands look great! Katherine Thompson and Ann Simmons are creating the ribbon which will be presented for the Joyce Merrill Award. Diane Myers is putting together a display to remember Kay Griffith's many talents and contributions to the world of needle arts. Nancy Wright agreed to handle the publicity again this year and several members have dropped off flyers to shops in the area. Thanks to Peverley Hormann, mama to Connor and Ryan, for our lovely flyer design. Remember to bring kits to mail to Texas! Donna Cairns will have a box or basket at the show for these items. Donna Halpin mailed the signed contract to me a couple of weeks ago. So all we need to do now is support our Guild by assisting with the show in whatever capacity fits our schedule. I appreciate all of the signatures on the "jobs at the show" lists that have been passed around the last two meetings. Someone please remind me about when to contact Calvino's about lunch on Thursday during the judging session. I think we are set for a fantastic show!!

I want to express my thanks for your support this summer and what will be the remainder of this year. Peverley did not know twins were in her future when she signed on for the President's job. It appears you get me a few months earlier than planned, but I am fine with that and enjoying the experience. Thanks to Diane Myers for being the "keeper of the key" so y'all can get into the building earlier than if I had the key. We will see how things go for me at work and with my Zonta responsibilities before we figure on next year. Although, I will admit that because of the compatibility, enthusiasm, and willingness-to-chip-in-when-needed spirit of our members, being President of this group of stitchers can be fun!

Maybe now is a good time to end this column. I love all of you ladies and am so thankful to the two friends who in December, 1994 gave me a membership in this Guild as a birthday present.

Marianne

Calendar of Events

Here is a list of events besides our monthly meetings that you may find interesting. Further info may be obtained from the EGA or GLR websites.

Dates Event Information


10/06/12 *Indiana State Day "Apple Fest"*. Hosted by the Fort Wayne Area Chapter. Registration deadline is 9/14/12. Contact Nan Getzin at nancygetzin@aol.com

10/28/12 – *National (EGA) Seminar - "Santa Fe Enchantment"* Hosted by Rocky Mountain Region. Location: Hilton Santa Fe at Buffalo Thunder, Santa Fe, NM. Contact: Caela Tyler at caelat@comcast.net.

11/10/12 *NAGT Fall Program - Silk Ribbon Ornaments* by Debbie Mitek. Location: Way Public Library, Perrysburg, OH. Further details in the next newsletter or contact Caren Scarbrough for more information.

04/28/13 – *Great Lakes Region (GLR) Seminar - "Hoopin' Up in the Circle City"* Hosted by the Indianapolis Chapter, the event will be held at the Indianapolis Marriott East, 7202 E. 21st St., Indianapolis, IN 46219. For more information, you may contact the registrar, Trish Hickman at GLR.Seminar2013@yahoo.com, or by phone at 317-848-3689 before 8pm.

10/05/13 – *National (EGA) Seminar - "Winner by a Stitch!"* Hosted by EGA. Location: Louisville, KY. Contact: Gwen Nelson at mgtnelson@hotmail.com.



View details of the projects in the Calendar of Events at www.ega-grl.org. Follow links as needed to registration forms and chapter websites to view color photos.

Announcements and Snippets

Fall Seminar: Our fall seminar will be with Deborah Mitek. She will be teaching silk ribbon Christmas ornaments. You will have a choice of 1 or 3 ornaments. Each student is responsible for the kit fee, the chapter will pay all other expenses. Diane has reserved one of the classrooms at the Way Public Library in Perrysburg. The date is November 10, 2012. The class will run from 9 to 4. E-mail Caren if you would like to be added to the class roster.

Spring Seminar: Due to popular demand, we have added a spring seminar to our schedule. We have invited Carol Lynn Stratton to teach *The Herbarium Mini*. This piece incorporates blackwork, hardanger used in 3 dimensions and fabric coloring. It will be April 6, 2013 at the 577 Foundation.

New Show Registration On-line: I would like to thank Su and Tom Pellitieri for our new on-line forms. They are easy to use and will give us the information we wanted on the cards that accompany each piece in our show. We will also be able to print out show programs for chapter members who want them. Since I haven't written a program for a computer since before some of you were born I thought by now there would be templates or simplifications of some kind to use. Not so for this project. Tom wrote over 1000 lines of code to make this possible. Please enjoy our new, enhanced information on our show cards and invite your non-stitching friends to attend. *Submitted by Caren Scarbrough*

Member News: Congratulations to Karlyn Thompson and Denise Waterfield for winning multiple ribbons at the Wood County Fair in the needlework and quilt divisions. Congratulations to Jennie Kronberg for ribbons won at the Lucas County Fair.

Wildwood Manor House: Jennie Kronberg has invited NAGT members to meet at 12:30 pm for Tea at the Manor House in Wildwood Metropark. The remaining dates for 2012 are: October 5, and November 1 from noon - 2:30 pm. The cost is \$9.00.

Get It Finished!

Don't forget to bring in your projects to the September meeting!

Announcements and Snippets

September Program Note

The September program will be *Blocking Your Needlework*, a part of the *Get it Finished* series. Irene Leonard will demonstrate how to lace your needlework, and Sue Wiemer will show how to wet or dry block your piece. This is information only, so you do not have to bring any supplies.

October Program Note

The October project is *Old Hedebo Ornament*, designed and taught by Cathy Studer. She has included the following information if you wish to stitch the project. The pattern at the right is the actual size you need. *The pattern is graphed at 10 small squares per inch. The grid does **not** represent a thread count!*

MATERIALS NEEDED:

- ▶ 5"x6" 26 or 28 count linen (use what you have, I used 28 white)
- ▶ #12, #8, #5 pearl cotton to match linen (I have #12 and #8 white I can share)
- ▶ Size 8 sharp needle, 24 chenille needle, 24 tapestry needle
- ▶ Beads, beading thread to match linen, 26 tapestry needle

PRE-WORK: Must be done by the *October* meeting so that we can focus on the filling stitch.

- ▶ Bind the edges of your linen. Baste the center vertical and horizontal lines using a contrasting thread. It is not necessary to count the threads for this.
- ▶ Trace the pattern (at right) onto your linen using a water soluble pen. Match the basting lines with the lines on the pattern.
- ▶ Using the #8 sharp needle and #12 pearl cotton, work a small running stitch directly on top of the pattern line. Stitches should be no longer than 2-3 fabric threads and should pierce the fabric threads as much as possible.
- ▶ Work another row of running stitches very close (they should touch) to the outside of the first row. Alternate your stitches so that they do not lie directly next to each other. You want to pierce as many fabric threads as possible to help stabilize the fabric in preparation for cutting threads.
- ▶ Using the 24 chenille needle and #5 pearl cotton, work small chain stitches very close to the inside row of running stitches. Your stitches should be no longer than 3 fabric threads in length. Pierce linen

threads as you stitch. This row of chain stitches should overlap the inside running stitches.

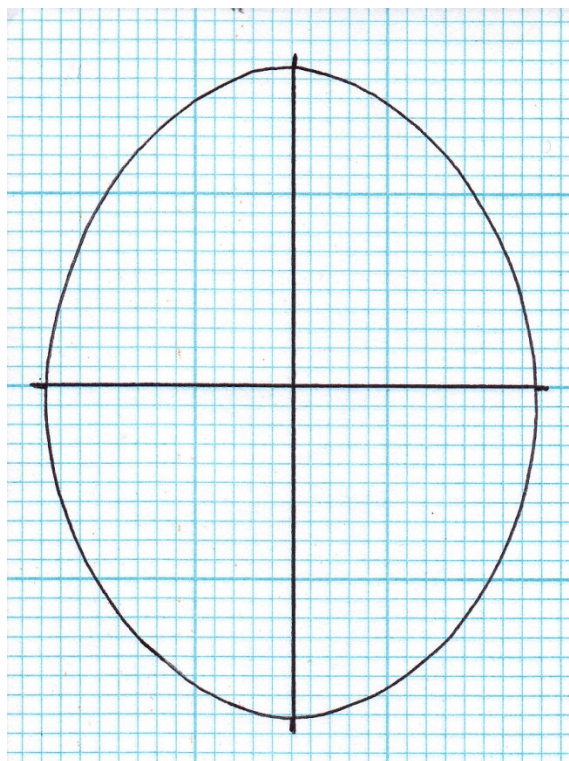
- ▶ Work another row of chain stitches on the outside of the first, close enough that the rows touch and the running stitches are hidden.

CUTTING THREADS:

- ▶ Working on the wrong side: from the center point count 4 vertical threads to the right, cut the next 4 and unravel to the edge of the chain stitches, use a sharp pointed scissors and trim close to the edge of the chain stitch.
- ▶ From the center point count 4 vertical threads to the left, cut the next 4 and unravel to the edge of the chain stitches. You will have 8 threads running down the center of your oval with 4 withdrawn threads on each side.
- ▶ Count 8 threads and cut and unravel the next 4. (In each direction)
- ▶ Continue the count 8, cut 4 pattern to the edges of the chain stitch.
- ▶ Repeat the above steps on the horizontal line.

If you need help, I will be at the September meeting and can help you then. *Submitted by Cathy Studer.*

A photo of the finished ornament is featured on the Photo Gallery page later in this issue.



Announcements and Snippets

100 Women of Influence

In celebration of the Girl Scouts' one hundredth birthday, the Girl Scouts of Western Ohio have named *100 Women of Influence*. They have chosen women based on the impact they make in the community through their lives and work. Our own Marianne Mussett was selected as one of the *100 Women of Influence*. We congratulate her for receiving this honor!

New Members

Welcome to our two new members of Needle Arts Guild of Toledo: Barbara Hoyer and Kathy Falgout. Barbara was a member back in 2005-2006. She has rejoined and we are happy to have her back. She is a talented stitcher and creative finisher. Kathy was saying at the August meeting that she would like to learn blackwork and hardangar. Then Caren began describing the Carol Lynn Stratton spring seminar project. It is blackwork and hardangar so she knew then and there she had come to the right place!

GLR Meeting Info

I will be attending the Great Lakes Region Semi-Annual Meeting in Indianapolis on Saturday, September 22. Please review the following slate for the nominating committee and the proposed amendments to the bylaws*. We will vote on them at the NAGT September meeting. I have been attending these meetings for a few years now and would like to take a break from this post. It requires you to attend the annual meeting held at the Great Lakes Region Seminar and the semi-annual meeting which has been held in Indianapolis at your own expense. Please consider this position. *Submitted by Diane Myers.*

* Editor's note: The bylaws document that Diane attached was too long to place into the newsletter so it will be available at our next meeting and a copy will be included as a separate document at our online newsletter location.

Stash

Right on the heels of Marilyn Freeman donating her stitching stash, the guild received Kay Griffith's stash. Ann Simmons offered to organize it and have the redistribution from her garage. When Kay's son-in-law pulled up to Ann's house with a trailer full of boxes, she remained determined and dove in head first. After days of sorting threads and tools and projects and yarns in the 90 degree heat, guild members were invited to "shop". It was all a great success and also a wake up call. Do we really need to save every unfinished project

from twenty years ago? Do we need to keep every newsletter written a decade ago? Even if we keep them organized, will we consult them for information? It has been great fun to see what members have come up with using Kay's unfinished projects. Christine Hampshire was wearing a fabulous bracelet at the ANG seminar last week. She had uncovered a beaded base for a bracelet in a box of Kay's things and then added her own creations to the base to come up with a colorful piece of jewelry. Kay would have loved it! Barbara Hoyer has taken a partially knitted sweater and made a contemporary tote bag. Some of the fabric is being used to make ditty bags for the VA hospital. Some will be appearing in quilts. So maybe our old projects just need to be seen through a new pair of eyes for new possibilities. If you have finished stitching a "Kay project", or repurposed something from her stash, be sure to share it with guild members. It keeps her near and dear to our hearts. Thanks, Ann, for your work. *Submitted by Diane Myers.*

Stitchery Showcase

The Stan Hywet Needlework Guild invites you to share your creativity and to enjoy that of other needle workers at the 43rd Annual Stitchery Showcase. Entry days are Thursday September 27, Friday September 28, 10am to 4pm; Saturday September 29, 2pm to 5pm; and Sunday September 30, 1pm to 4pm. Show dates in the manor auditorium of Stan Hywet Hall and Gardens are Thursday October 4 thru Sunday October 7. Contact Dolly Munroe 234-380-5678 or visit their web site www.stanhywetneedleworkguild.com for entry forms and additional information. The Guild project this year is a three dimensional needlepoint elephant stitched by Guild Members and finished by Julie Kerner. Blackwork Christmas ornaments designed by Kathy Olex and stitched by Guild Members are available for sale at the Guild Booth.

Public Workshop


Stan Hywet Needlework Guild invites stitchers to join then for the *Open to the Public Workshop* Saturday November 10, 2012 or Tuesday November 13, 2012 9:30am to 3:30pm at the Carriage House Auditorium

The one-day class and Public Workshop will be *A Knot Garden* by Catherine Jordan, featuring a motif reminiscent of the English Garden at Stan Hywet, enhanced with textile paint. Counted and surface embroidery add fine texture and color to a vintage palette. Small touches of fabric paint on hand-dyed linen are used to mark emphasis in the design. To Register for this class or further information, contact Julia Kerner, 330-469-5178 or jules44483@yahoo.com; or Barbara Shearer, 330-688-6810 or bjshearer@sbcglobal.net.

Photo Gallery



Projects created from stuff in a brown paper bag. Anna Kerlin front and center won first prize, Denise Waterfield on far left won second prize and Annette Meyer on far right won third prize. Ann Simmons challenged us to a Mystery Bag competition in January and the results were presented at the August meeting. *Photos by D. Myers.*



The photo at left is the Old Hedebo Ornament designed and stitched by Cathy Studer and will be our October project. Pre-work instructions for the ornament appeared earlier in the issue. Take a close look at the finished piece at our September meeting. *Photo by C. Studer.*

Annual Needlework Show

The show will be at the Sanger Branch of the Toledo-Lucas County Public Library on Friday, September 21 and Saturday, September 22, 2012. Item drop off will be Wednesday, Sept. 19 and judging will take place on Thursday, Sept. 20. The online entry form is now available at www.needle-arts-toledo.org/showinfo.htm. Members are encouraged to take paper copies of the entry form and flyers to distribute.

Photo Gallery



Display case at Sanger Library arranged by Ann Simmons with projects completed by guild members. This has become an annual display to promote our show. *Photo by D. Myers.*

Hope to see lots of stuff at our Annual Show. Please see www.needle-arts-toledo.org/showinfo.htm for more information and entry forms.

Hi! Thanks for the messages. And yes, visits are welcome! :-) I am actually working 2 days (Thursday & Friday) while Bill is home watching the boys. But Mondays to Wednesdays are usually open. Just give me a call (419-841-3712 home; 419-699-2076 cell) so I won't plan to be out. We are doing well. The boys look quite different from each other and have about 2 pounds weight difference. Ryan is about 11 lbs by now, I think. Connor is around 9. I really feel badly about not being able to continue as president and that Marianne would have to fill in for me. Little did I know when I accepted the president-elect position that we'd have twins! :-) I'm actually hoping to drop by the show on the Saturday and see everyone...Unfortunately, I haven't really picked up a needle since the last month of my pregnancy so have nothing to enter this year! There is always hope for next year ;-)
Peverley



The NAGT Newsletter is published six times per year (January, March, May, July, September, and November) by the Needle Arts Guild of Toledo (NAGT) chapter, The Embroiderers' Guild of America, Inc. The Editor welcomes comments, input, and story items. Please send them to the editor by the 25th of the month preceding publication.

Editor: Susan Pellitieri; 703 Butterfield Dr; Toledo, Ohio 43615, Phone: 419-382-1329, E-mail: NeedleArtsToledo@aol.com

EGA chapter newsletters may copy material contained in this publication except items which are noted and marked as copyrighted. Please credit this Chapter when due.

MEMBERSHIP in the Needle Arts Guild of Toledo is open to all embroiderers. New and renewing dues payments should be sent to: Diane Myers, 22045 W. River Road, Grand Rapids, Ohio 43522

ANNUAL DUES - NAGT annual dues of \$50 include:

Dues - Local chapter

- Bimonthly NAGT chapter newsletter
- Chapter meetings and programs
- Local chapter lending library
- Group correspondence course (additional fee required)

Dues - Great Lakes Region (GLR)

- GLR seminar (additional fee required)

Dues - The Embroiderers' Guild of America, Inc. (EGA)

- Subscription to quarterly magazine, Needle Arts
- Individual correspondence courses for a fee
- National seminars for a fee

Members can attend optional local Chapter workshops presented by teachers contracted by the Chapter and paid for by workshop participants.

MEETING CANCELLATION: Monthly meetings are cancelled due to bad weather if the Toledo Public schools are closed. Tune into AM 1370 News radio in Toledo for school closings.

GUESTS are welcome at all meetings and may attend two meetings before being asked to join.

NAME TAGS must be worn at all meetings or pay a 25¢ fine. The fines collected go to general funds to help cover expenses.

MEETINGS are on the 2nd Wednesday of the month at 6:30pm in the Maumee Senior Center, 2430 Detroit Ave., Maumee OH 43537. The Google Map below labels Rte. 25/24 as S. Detroit Ave. south of the Ohio Turnpike, but it really is Anthony Wayne Trail.

NAGT Officers and Board Members

President
2012 Show Chairman
 Marianne Mussett
 419-534-2278
 mcmussett@hotmail.com

Secretary
 Annette Meyer
 419-283-8746
 nettie@buckeye-express.com

Treasurer
 Anna Kerlin
 419-829-6752
 akerlin@buckeye-express.com

Outreach Chairman
 Christine Hampshire
 419-698-0241
 dhampshire@adelphia.net

Welcoming Committee
 Marilyn Freeman
 419-381-8782

Membership
GLR Representative
Hospitality
 Diane Myers
 419-832-9571
 jrmyers@roadrunner.com

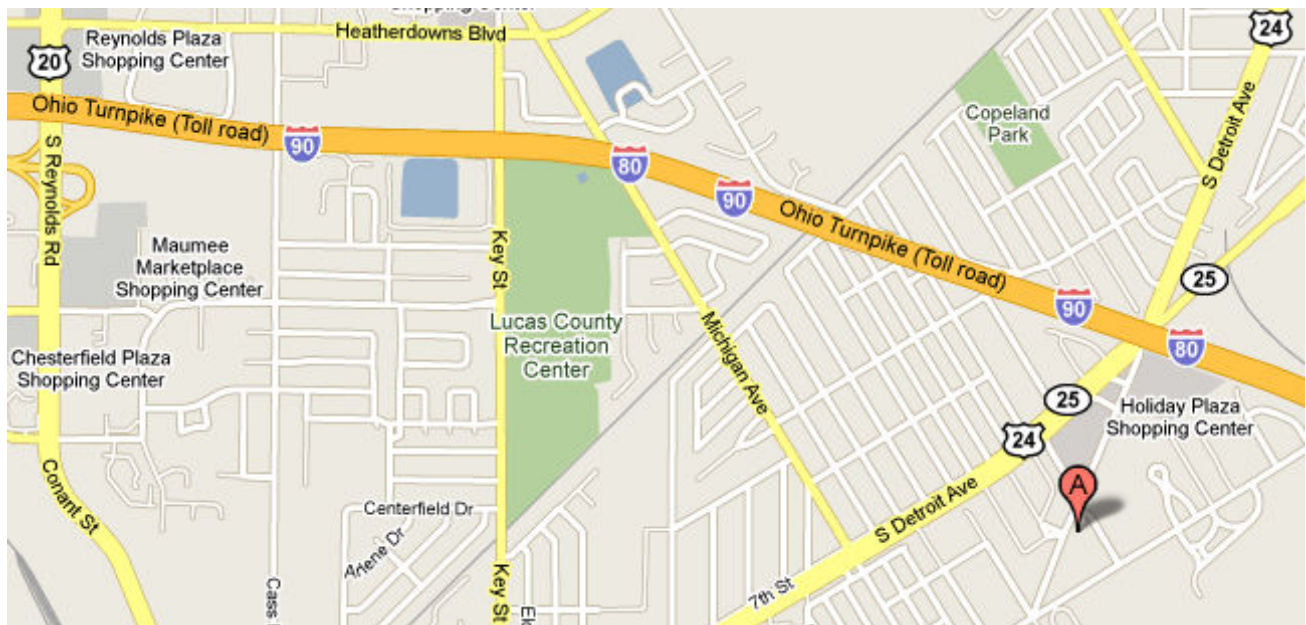
Newsletter
 Susan Pellitieri
 419-382-1329
 NeedleArtsToledo@aol.com
 spellitieri@namsa.com

Program Co-Chair
Education
 Caren Scarbrough
 419-278-2162
 caren505@roadrunner.com

Program Co-Chair
 Cathy Studer
 419-217-3077
 treesong44@yahoo.com


Historian
 Katherine Thompson
 419-385-0081
 kmthompson49@yahoo.com

indicates Voting Members
 Map courtesy of Google Map.





Needle Arts Guild of Toledo
Newsletter
 Volume 13 Issue 5
 September/October 2012




The Embroiderers' Guild of America, Inc. is a nonprofit educational organization founded in 1959 to...

- Foster high standards of design, color, and workmanship in embroidery;
- Teach the embroidery arts; and
- Preserve our national needle arts heritage.

The Guild serves its approximately 20,500 members through a network of over 300 chapters which are grouped into thirteen geographical regions. Find them on the Web at <http://www.egausa.org>

THE EMBROIDERERS' GUILD
 OF AMERICA, INC.



CHANGE SERVICE REQUESTED

E-Mail: NeedleArtsToledo@aol.com

Susan Pellitteri, Editor
 703 Butterfield Dr
 Toledo, OH 43615

**Needle Arts Guild
 of Toledo Newsletter**

